



DANCES FOR

GLOUCESTERSHIRE

Tunes and dances composed by

Jill Lawrence

of

Bourton-on-the-Water,

Glos.

DANCES FOR GLOUCESTERSHIRE.

Music and dances by Jill Lawrence of Bourton-on-the-Water. I began by composing dances for two country dance groups, one at BISHOPS CLEEVE, the other at CHARLTON KINGS. Hence THE JOLLY BISHOP OF CLEEVE, NAN OF CLEEVE, BISHOPS HEY, CHARLTON FANCY, KINGS RING and KINGS FROLIC. 'Nan of Cleeve' is Nan Sayce who teaches dancing at both groups. FRIENDS AND NEIGHBOURS is for both groups who are just that!

DANCE FOR AUDREY was written for Audrey Armstrong who, for thirty-two and a half years, was Glos. District Secretary, from which post she retired in May 1980.

COTSWOLD CAPERS and CHELTENHAM MERRY-GO-ROUND are for the Cotswold hills and for my nearest town.

COWLEY MANOR was composed for the house and grounds where so many of us have spent enjoyable dance and song week-ends.

JILL'S JIG tells its own story!

DING DONG MERRILY is a dance I was asked to make up for Christmas set to a Christmas carol.

BARRY SPECIAL was written at the request of a group of dancers from Wales, who come to our County Club, and who have 26 members in their group!

FENNESSY'S FANCY was written at the request of Marjorie for a seven couple dance.

O. MACNAMARA'S MAGGOT is a small tribute to Olive, to whom I have always sent my dances and who so kindly teaches them at her Country Dance Courses.

THE JOLLY BISHOP OF CLEEVE.

J. Lawrence. (1973)

Longways for 3 couples.

A1. 2nd couple set to each other, 2nd man face 1st woman, 2nd w. face 3rd m. all set and two hand turn once round.

A2. 2nd couple set to each other, face other corners, set and two hand turn.

B1. 2nd m. cast up above 1st couple, 2nd w. cast down below 3rd couple right hand star for 3 half way round. 2nd couple only left hand turn once round in middle of set on to wrong side. (All improper)

B2. 2nd man cast down, 2nd w. cast up, rt. hand star half way round, 2nd c. left hand turn once round. (All proper)


A3. 2nd couple cross left shoulder to make lines of 3 facing out. (4 beats)
Set right and left in line moving forward (4 beats) Make ring of 3 and take ring half way round and open into line (4 beats) and forward into formation. (4 beats)

A4 2nd couple right hands lead down between 1st couple at bottom of set, man cross partner in front of him and cast back up to middle place and all back to back.

B3 2nd m face up, 2nd w. face down, hands bring to left all the way round but 2nd m - 2nd w. leave ring on wrong side & pass to other couple & hands 3 ring once round. (In effect, 2nd c. do complete circle, while other 2 small circles.

B4 2nd c. 3 changes hey with bottom couple. All turn single.

THE FRIENDS AN AMERICAN [J.L. 1973]
 THE KINGS CROWN or A CHARLTON FANCY J.L. 1710 [J.L. 1973]



Longways progressive for 4 couples. 1st couple + 3rd improper

A1. 1st couple cast down to 4th place while 4th couple cast up to 1st place - women passing on inside of men. At the same time 2nd + 3rd couple rt. hand star once round. All back to back.

A2. 1st couple cast up, 4th couple cast down, women on inside as before, while 2nd + 3rd couple left hand star. All back to back.

B1. (1-4) 1st woman and 2nd w. cross and change places while 3rd w. and 4th w. do the same.


5-8 1st man and 2nd man cross while 3rd m. + 4th m. do same.

9-12 1st woman and 4th w. cross and change places.

13-16. 1st man and 4th man cross and change places.

B2. Give inside hand to neighbour i.e. →

1-4 Couples on mens side making arch all cross over set.



5-8 Reverse arches to cross back


9-16. Turn that neighbour left hand once round.

n.b. New middle couples have right hand ready for star in the middle and can go straight into next round.

the same. Couples who are out top or bottom stay out of dance in usual way. Don't forget to change places while waiting!

FRIENDS AND NEIGHBOURS.

J. LAWRENCE



Longways Duple minor, 1st couples improper.

A1. Face your neighbour, give both hands, men pushing, poussette* 4 steps, face new friends across the way and cross over, 1st man and 2nd woman making arch.

Men pull and poussette* 4 steps, face own partners across the set, 2nd man and 1st woman make arch and all cross.

A2. Men pull again, poussette* 4 steps, face across, 1st man arch, all cross, men push, poussette* 4 steps, face across, 2nd man arch and all cross.

B1. Neighbours set to each other and change places passing right, partners turn giving both hands.

B2. 1st couple lead up between 2nd couple and cast back to place. 2nd couple lead down between 1st couple and cast back to place.

* move along the line

N.B. Couples dancing in figures A1. 2 who find themselves at top or bottom of set with no-one to face across way, crossover set just the same. Couples who are out top or bottom stay out of dance in usual way. Don't forget to change places while waiting!

A NAN OF CLEEVE J. Lawrence 1973

- Square dance for 4 couples. For Nan Sayce of Bishops Cleeve, Glos.
- A1. All back to back right with partner, step to right and honour & pass on.
- A2. Back to back left with next, step right & honour and pass on.
- B1. Turn with right hand a time and a half with next, give left hand to next one and lead into middle and fall back.
- B2. Left hand turn time and a half with the same one, right hand to next (partner) lead into middle and fall back to place. (All half way)
- A1. Side with partner, step right, honour & pass on.
- A2. Side with next, step right, honour & pass on.
- B1. 1-4. Present side couples give right hand go forward to meet
5-8. Keep right hands, face present partner and pass right, while present tops and bottoms give two hands and change places. ($\frac{1}{2}$ turn)
- 9-12. In longways formation 2 women in each group of 4 cross and change places.
13-16. 2 men in each 4 cross and change places.
- B2. Still in longways formation (1-4) Give two hands to opposite and half turn.
5-8. Side couples fall back to place. 9-16 All back to back with partner
- A1. Arm right, step right, honour and pass on.
- A2. Arm left with next, step right, honour and pass on.
- B1. Men right hand star half way round to opp. man's place. Leave star, cast left behind opp. woman & moving counter clockwise round set pass in front of next woman, behind next and stand beside next woman. (Change hcp, step or skip)
- B2. Women left hand star half way round to opp. woman's place, leave star, cast right behind opp. man & moving clockwise round set pass in front of next & behind next to stand beside partner (All in half way place) P.T.O.

NAN OF CLEEVE (cont)

A1. Gypsy right, step right, honour and pass on.

A2. Gypsy left, step right, honour + pass on.

B1. Hands 8, all to middle + back

4 women to middle and fall back to original place

B2. Hands 8, all to middle and back

4 men to middle and fall back to original place

[The King's Ring]

THE KINGS RING

J. Lawrence 1974



Round for 3 or 4 couples.

A1. Join hands in ring, balance forward + back, 4 slips left, bal. for. + back, 4 slips right.

A2. Balance forward + back, 4 slips right, balance forward + back, 4 slips left.

B1 1-8. Men right hand star to partner's place, while women skip counter-clockwise round set to partner's place. 9-16. Women right hand star to own place while men skip counter-clockwise round outside of set to own place.

B2. Partners give left hand and change places, right hand to next, whole turn, back to partner left hand and half turn.

A1. Balance to partner + back, everyone 4 slips to own left, men joining left hands in middle, all bal. forward + back, all 4 slips to own right.

A2. Bal. forward + back, 4 slips right. Women join hands, all bal. forward and back 4 slips to own left.

B1. 1-4. Men put women with backs to centre, (5-8) men move 4 slips left to face next woman. 9-12. Give both hands to her and bring her out on to his left, 13-16. Men loop left, women loop right to face own partner.

B2. Women put men backs to centre, w. 4 slips right, bring next man out on to her right, women loop right, men loop left to face own partner.

A1. Balance forward to partner + back, $\frac{1}{2}$ gypsy passing left, repeat bal. + $\frac{1}{2}$ gyp. right.

A2. Balance f. + b. $\frac{1}{2}$ gyp. passing right, bal. forw. + back, $\frac{1}{2}$ gyp passing left

B1. All to centre, clap on 4th beat, give inside hand to partner, woman cast right followed by man to face out and join hands in back ring. All 4 steps to right, release hands and all turn right to face centre.

B2. All to centre, clap, inside hand to partner, woman cast left followed by man to face out - All join hands back ring, 4 steps to left, release hands, all turn left to face partner.

DANCE FOR AUDREY

J. LAWRENCE 1974



Longways for 4 couples. 1s - 3s improper.

A1. Lead up a double and back, face partner, π in top 4 and bottom 4, 1st corners cross (w) 2nd corners cross (m)

A2. Repeat to places

B1. 1st couple 2 handed turn time $\frac{1}{2}$ to finish facing down, 4th couple do same and finish facing up. 2nd m + 3rd w., 2nd w. and 3rd m do same finish facing out. (1st - 4th men, 2nd + 3rd women need good swing to get there) 1st m + 3rd w., 4th m - 2nd w. give right hands, 1st w + 3rd m, 4th w + 2nd m. give left hands, all half turn into lines on side and set right + left.

B2. 3rd couple at top - 2nd couple at bottom give inside hands - lead forward a double to meet + fall back to place and turn time and a half, while 1st m + 4th w, 1st w + 4th man on sides give inside hands lead away from set + fall well back + turn a time + a half + finish facing partner across set. (Order now top 3rd c. 4th c. 1st c. 2nd c.)
pr. impr. pr. impr.

A1. Siding partner, 1st corners cross (men) 2nd corners cross (w)

A2. Repeat to places.

B1. 3rd w at top followed by 4th m., 2nd w at bottom followed by 1st man cross above or below set and move round to change places, while others go forward a double + back just to get out of way!

3rd m at top followed by 4th w. - 2nd m at bottom followed by 1st w. cross above or below set + move round to change places, while others go forward a double and back.

B2. 1st m - 2nd w. at top dance $\frac{1}{2}$ fig. 8 thro' 2nd m + 1st w. while 4th m + 3rd w $\frac{1}{2}$ fig 8 thro' 4th w + 3rd m. Others repeat $\frac{1}{2}$ fig. 8 so now all back in original place.

A1. Arm right - corners cross. A2. Arm left corners cross

B1. Top couple + 2nd w, bottom couple + 3rd w. right hand star one round while 2nd - 3rd men whole turn right hand. Top c. + 2nd m., bottom c. + 3rd man left h. star while 2nd, 3rd w. whole turn left hand.

B2. Face partners, lines 4 slips right, 4 slips left.

B2...: All turn partner once around

COTSWOLD CAPERS.

J.L. 1974

A1-2.

1st time 2nd time

B 1


Longways progressive for 3 couples.

- A1. 1st couple cross and cast to middle place, 2's moving up.
Hands six ring half-way round and straighten lines.
- A2. 2nd couple at bottom cross and cast up to middle place, 1's moving down. Hands six ring half-way round and straighten lines.
- B1. (1-4) Top two couples turn in towards their neighbour, giving inside hands to make an arch facing out, while 3rd couple at bottom cast up, 3rd man going through 1 arch and down set to partner's place facing out and giving inside hand to 2nd man 3rd woman going through 1 arch and up above set to face out and give inside hand to 1st woman.
- (5-8) 3rd man leads line of men round in a half circle to turn line upside down, while 3rd woman leads line of women round to turn it upside down.
- (9-12) 2 men at top on women's side and 2 women at bottom on mens side keep inside hands and change places, ends passing in front and completing turn to face partner. und all set to partners.
- (13-16) Cross hand swing with partners time and a half.

N.B. For 9 dancers miss out the back to back. B.1. & 2. repeat.
For 15 dancers Add on a gypsy right and left number B.1. & 2. repeat.
Can be done as a set dance 3 facing 3 using figures as for 12 dancers.

THE CHELTENHAM MERRYGO-ROUND

J. Lawrence 1974



1 man, two partners. Ring dance for 12.

A1. Join hands, ring 8 slips left, man and left hand partner set right + left, man and right hand partner set right + left.

A2. Ring 8 slips right, man + right hand partner set rt. + lt., m + l.h.p. set.

B1 Man still facing left hand partner and starting right shoulder dances straight hey for 3. Women return to place, but men go to centre.

B.2.1-8 Men right hand star once round, while two partners give left hand and change places, and right hand to next woman + change.

9-16. Men come out of star to original places, and left hand star once round with ~~new~~ ^{new} partners, ending facing ^{new} left hand partner.

A1. Man sides with left h. partner while rt. h. partner turns single right + left. Man sets right + left to left h. p. + then sets to right hand partner.

A.2. Man sides with right hand partner, while left one turns single right and turns single left. Man + r.h.p. set, man and left h. partner set.

B.1. and B.2. as before.

A1. Arm right with l.h.p. while r.h.p. turns single right + left. Set as before.

A.2. Arm left with r.h.p. etc. B.1 + B.2. as before.

A.1. and A.2. Back to back - repeat.


B.1. + B.2. as before.

A.1. + A.2. End dance with ring to left and right as in first figure.

N.B. For 9 dancers miss out the back to back + B.1. + B.2. repeat.

For 15 dancers. Add on a gypsy right and left + another B.1. + B.2. repeat.

Can be done as a set dance 3 facing 3. using figures as for 12 dancers.



Square dance for 4 couples.

Intro to each figure.

A1 Inside hands, lead in, turn away + lead out neighbour to corner, cast away, two hand $\frac{1}{2}$ turn partner. A2. Repeat to places

Fig. 1 B1. Men stand back to back in middle one place right, while w. move one place left on outside to face orig. opp. m. (4 steps) All left hand + change places, w. right hand star $\frac{1}{2}$ way round, left hand turn partner. B2. W. backs to middle one place left, while men move one place right on outside, give right hand, change places, men left hand star $\frac{1}{2}$ way round, two hand turn partner to place.

Introduction as before.

Fig. 2. B1. Men pull partner 4 steps, face next place clockwise, keeping inside hands move forward 4 steps, turn in to partner to face other way + fall back 4 steps, face partner men push 4 steps.

B2 1's + 3's side slip across set to place, (4 steps) opp. w. in front of man and turn single, while 2's + 4's turn single and side slip across All back to back partner.

Introduction as before.

Fig. 3. B1 1's + 3's cast away one place while 2's + 4's stand back to back middle (4 steps) ✓
2's + 4's arch out, others under arch to middle (4 steps) ✓


1's + 3's two quick changes hey, giving hands, starting partner, while 2's + 4's cast ✓
one place (4 steps) 1's + 3's arch out while others under arch to middle (4 steps) ✓

B2 1's + 3's cast one place. 2's + 4's two quick changes hey starting partner (4 steps)
2's + 4's arch out, others under to middle (4 steps) ✓

1's + 3's two quick changes hey, starting partner, + lead out to place (8 steps)

while 2's + 4's cast away + go $\frac{1}{2}$ way round set to places + right hand
 $\frac{1}{2}$ turn partner (8 steps) Note. pass right shoulder with opp. on way round.

JILL'S JIG with apologies to the J.L. nursery rhyme. 1976



Triple Minor Longways

- A1. 1st couple two hand turn, cast to middle and lead to 3's place, while 2nd c. left hand turn, lead up to 1st c. place and set right and left, and 3rd c. back to back, set right and left and cast up to middle.
- A2. 2nd c. now two hand turn, cast to middle and lead to bottom while 3rd c. left hand turn, lead to top and set rt + lt. and 1st c. back to back, set rt + lt. and cast to middle place.
- B1. 1st man face down, 1st w up, hands 3 rings once round. 3w + 1w, 1m + 2m. keep hands, + make arches, 3m + 2w go under moving arches. i.e. 3m under womens' arch and then under mens' arch, while 2w goes under mens' and then womens' arch to finish movement all on wrong side. 2nd c. at top, 1s in middle, 3s bottom.
- B2. All clap tog. right, tog. left, cross over with partner. 1st c. lead up thro. 2nd c and cast back to middle.

JILL'S JIG as Set dance for 3 couples.

- A1. + A2. as in Triple minor dance except leading couple ballroom hold and swing instead of 2 hand turn once round.
- B1. Again as in triple minor, but will be different 1st couple each time. Top two w. bottom two men always making arches.
- B2. Again as in triple minor but leading couple cast to bottom to get progression.

KINGS FROLIC J. Lawrence 1978

A 1-2

1 man, two partners, 3 facing 3. Progressive

A1. Men with rt. h. partner and opp. lone woman, hands 3 ring once round. Men with lt. h. partner and opp. lone w. left hand star

A2. Men join hands with partners and rt h. woman leads each line of 3 round to change places with opp. 3, still facing same 3, 4 women go forward to meet and clap on 4th beat. As they fall back, men change places passing right shoulder to face other mans right hand woman.

B1 Men right elbow swing with that woman while other two women change places passing right. Men left elbow swing with own left hand woman while other two women change places passing right. (Men now have own partners back + all are in original place.)

B2. Half hey giving hands, men starting right with rt. h. woman Hands in line set right and left, men make arch with right hand partner, all move forward and change places, lone woman passing under opposite arch.

BISHOPS HEY.

J. Lawrence '79.

A 1+2

B 1+2

C 1+2

Longways set for 5 couples. (prog) 1's, 3s and 5s improper
A.1. 1st c. face, 2nd c face 3rd, 4th face 5th. 2 changes hey beg. right hand, cross hands to next and turn once and half.

A.2. 2 changes hey beg. right hand with same one, cross hands to next, & turn once + half. (All home)

B.1. 1st and 2nd c. $\frac{1}{2}$ pousette, men pushing, while 3rd c. go back to back and 4th + 5th c's circle left once round.

1st + 3rd couples $\frac{1}{2}$ pousette, 1st man pulling, while 2nd c. at top go back to back and 4th + 5th c's. circle right once round.

B.2. 1st c. + 4th c. $\frac{1}{2}$ pousette, men pushing, while 2nd + 3rd c. circle left once round & 5th c. back to back.


1st c. + 5th c. $\frac{1}{2}$ pousette, 1st man pulling, while 2nd, 3rd c. circle right once round & 4th c. back to back.

C.1. 2nd + 3rd couples, 4th + 5th couples whole ladies chain, while 1st c. at bottom right hand turn + left h. turn.

C.2. 1st c. slip up to top of set while others clap, 1st c. cast to bottom while others set right & left & cross right shoulder with partner.

N.B. If all men $\frac{1}{4}$ turn to their left & women $\frac{1}{4}$ turn to their right after the cross over they will be facing the right way for the hey. New top couple of course turn to face and bottom c. face up.

A Christmas dance to a Christmas Carol J. Lawrence 1979



Longways for as many as will or short sets if preferred.

Partners side by side facing another couple across set.

A.1. Forward to meet, clap both hands with opp. on 4th beat and fall back to places. (i.e. Ding dong merrily on high, Clap!)

A.2. Face partners and back to back, clapping both hands with one you meet on 4th beat. 4 dancers at each end of set clap own hands.

B.1. Ballroom hold partner, gallop across with opp. couple men passing back to back, 4 slips, and back on other side, and $\frac{1}{2}$ ladies chain.

B.2. $\frac{1}{2}$ promenade, 2 men change places passing left shoulder, face partner and all set.

C.1. Top couple on mens side gallop down set to bottom place on own side, while bottom couple on womens side gallop up set to top place on own side. Other couples move up or down clapping as they go and all swing partners.

THE BARRY SPECIAL J. Lawrence. 1981

A 1.2

B 1.2

A Square set dance for 13. 1 man, two partners. Odd man in middle.
Numbering clockwise for 7 couples Progressive.

A.1. All to middle and back, 1's and odd man left hand star while others half hey, man passing right with right hand partner.

A.2. All to middle and back, odd man falling back and going forward to 1's for a hands 4 ring once round while others $\frac{1}{2}$ hey, man left with present l.h.p.

B.1. Odd man and ones whole ladies chain while 2's and 4's come into line to face 3's (4 steps) as 3's set rt. & lt., 2's and 4's make arches and cross with 3's (4 steps), men put lt h.p. under arch made by him and his r.h.p. putting r.h.p. in front of him to change sides and turning himself (4 steps), 2's and 4's back to place while 3's who are in the centre facing out set rt. and lt.

B.2. Odd man with 1st man's left h. partner, and 1st man - r.h.p. polka swing round each other, odd man leaving partner in her place with 1st man at end and going back to middle, while 3rd man's left hand p. left hand * with 2's, his r.h.p. right hand star with 4's, while he turns single right & left. His partners come back to him and they basket swing to place while 2's & 4's basket swing.

2nd time. Odd man dances with 2's vs 3's - 1's face 4's. 3rd time odd man + 3's. 4th time odd man and 4's,

Final time. Odd man in line with 4th man's l.h.p. on his right.

A.1. All join hands and slip to left & into middle and out.

A.2. Slip to right and into middle and out.

B.1. Whole hey in 3's. 4's & odd man hey for 4.

B.2. All basket swing.

MARJORIE'S REQUEST or FENNESSY'S FANCY by J. Lawrence
Nov. 91. 1982

Longways for 7 couples. Progressive.

A.1. Couples 1, 2 + 3 Grimstock hey with 1st couple crossing to go between 2's + 3's. Couples 4+5, 6+7. 1st corners cross, 2nd corners cross, 2 changes hey starting neighbours.

A.2. 1st couple cross again, man right hand star + left h. star with two men, woman left hand star + right h. star with two women while others star right and left.

B.1. Top 3 couples single cast to meet partner at bottom of set and lead up to below 7th couple and change places with partner (i.e. top c. followed by other 2 couples) while other 4 couples give two hands and slip up 4 steps, keeping hands change places with partner and hands 4 ring once round. (All improper)

B.2. All set and turn single, cross hands to partner and swing once and a half.

New positions after 1st round.

Grimstock corners cross
(4 5 6) (7 1 / 2 3)

This dance can be done with 5 couples.

O. Macnamara's Maggot.

Jill Lawrence. 1982

Dance for 3 couples. Longways, progressive.

A1. 1-4. 1st c. cross giving right hands, move to middle place, 2's move up. 5-8. 1st c. cross giving left hands, while 2's & 3's give two hands and $\frac{1}{2}$ turn, 1st c. move to bottom, 2's set right & left, 3's move up.

A2-8. 2's & 3's give inside hands and face down, arching hey, 1's under 3's arch.

B. 1-8. 1's lead up to face 2's, 3's moving to bottom, all clap tog. rt. tog lt., 1st m. + 2nd w., 2nd m. + 1st w., and 3's ballroom hold ^{or two hands} and swing once & a half.

9-12. Two changes hey at top starting partner while 3's back to back.

13-16. 1st c. one more change & on to the bottom while 2's set & turn single, 3's set & lead up.

THE WINDRUSH

J. Lawrence 1983.



Longways Duple Minor

- A.1. 1-4 1st corners cross, 2nd corners cross.
 5-6 All arm right with neighbours once round
 7-8 All turn single left.
- A.2. 1-4 2nd corners cross, 1st corners cross
 5-6 All arm right partners once round
 7-8 All turn single left.
- B.1. 1-2 1st couple give two hands + 4 slips down set while
 2nd c. 4 slips up on outside.
 3-4 2nd c. give hands + 4 slips down set while 1st c.
 4 slips up on outside.
 5-8 1st c. cross + cast into 2's place and face
 down side by side while (7-8) 2's move up +
 stay facing up + apart
- B.2. 1-4 1st m left hand turn once round with 2nd w below
 while 1st w right hand turn with 2nd m below
 1st couple go straight into
 5-8 $\frac{1}{2}$ fig 8 up through their original 2nd couple
 + to progressed place.

N.B. The Windrush is the river which flows through Bourton-on-the-Water, Glos.



Fig. 1. A Ring dance for as many as will. Partner by side.

A.1. Bars 1-4 All join hands and circle left. 5-8 Right hand turn partner

A.2. All join hands and circle right. Left hand turn neighbour + straight into

B.1. Bar 1. Right hand change partner Bar 2. Left hand change next

Bars 3-4 right hand to next + balance forward + back. 5-8. Keeping right hand to side slips to centre and back to place.

B.2. Bar 1. Right hand change with this one. Bar 2. Left hand change

next Bars 3+4 Right hand + balance forward + back. 5-8 Ballroom hold swing.

Fig 2.

A.1. Siding with new partner and right hand turn

A.2. Siding with neighbour and left hand turn. + straight into

B.1. + B.2.

Fig 3.

A.1. Back to back with new partner + right hand turn

A.2. Back to back neighbour and left hand turn

B.1 + 2 as before.

Fig 4

A.1. All join hands + to centre + back - right hand turn new p.

A.2. All join hands + to centre + back left hand. turn neighbour

B.1 + 2 as before.